





**FITTING INSTRUCTIONS FOR ECC0022 RHS ENGINE CASE COVER
HONDA CBR 600RR '07-'13-**



PICTURE A

In this kit there should be
1 x Engine Case Cover (ECC0022)
5 x M6x40mm long button head bolts
5 x M6 Washers



PICTURE B

R&G RACING

Unit 1 Shelleys Lane, East Worldham, Alton, Hants GU34 3AQ
Tel: +44 (0)1420 89007 Fax: +44 (0)1420 87301 www.rg-racing.com Email: info@rg-racing.com



PLEASE READ THESE INSTRUCTIONS FULLY BEFORE STARTING

- Please make sure the engine is cold before proceeding with the fitting of the R&G cover
- Remove the oil filler plug.
- Remove the two fairing bolts in positions arrowed in picture B to allow fairing to be gently eased away from casing to allow fitting of engine case cover.
- Remove the five engine case bolts arrowed above in picture A. Hold the cover loosely over the case to help identify the correct ones. **DO NOT REMOVE ALL OF THE CASE BOLTS.**
- Offer up the R&G cover to the engine and carefully fit it over the engine casing. Ensure that the five R&G bolt holes are lined up with the holes in the engine casing, and then push on as far as it will go.
- With a 4mm Allen key tighten the bolts and washers equally so that they pull the cover into place. **DO NOT FULLY TIGHTEN.**
- Finally use a torque wrench set at 10 nm (7 Lb ft) to fully tighten.
- Replace the oil filler plug.
- Refit fairing bolts
- It is suggested that you check the tightness of the mounting bolts on a regular basis i.e. when cleaning or once a month.
- NOTE for the cleaning of this product you should only use a soft polishing cloth and a mild general cleaning agent
- **AVOID HARMFUL CHEMICALS IF IN DOUBT DO NOT USE AS THEY COULD ALTER THE STRENGTH OF THE COVER.**
- R&G will accept no liability if the above procedure and torque settings are not followed.

CONSUMER NOTICE

The catalogue description and any exhibition of samples are only broad indications of the Products and R&G may make design changes which do not diminish their performance or visual appeal and supplying them in such state shall conform to the order. The Buyer acknowledges no representation or warranty (other than as to title) has been given or will apply to the Products other than those in R&G's order or confirmation and the Buyer confirms it has chosen the Products as being of merchantable quality and suitable for its particular purposes. Where R&G fits the Products or undertakes other services it shall exercise reasonable skill and care and rectify any fault free of charge unless the workmanship has been disturbed. The Buyer is responsible for ensuring that the warranty on the motorcycle is not affected by the fitting of the Products. On return of any defective Products R&G shall at its option either supply a replacement or refund the purchase money but shall not be liable if the Products have been modified or used or maintained otherwise than in accordance with R&G's or manufacturer's instructions and good engineering practice or if the defect arises from accident or neglect. Other than identified above and subject to R&G not limiting its liability for causing death and personal injury, it shall not be liable for indirect or consequential loss and otherwise its liability shall be limited to the amounts paid by the Buyer for the Products or the fitting or service concerned. These terms do not affect the Buyer's statutory rights.

R&G RACING RETURNS POLICY (NON-FAULTY GOODS)

Returns must be pre-authorized (if not pre-authorized the return will be rejected). Goods may only be returned direct to us if they were purchased direct from us (customer must prove if necessary). Otherwise to be returned to original vendor. Goods must be in re-sellable condition, in the opinion of R&G Racing. All returns are subject to a 25% restocking and handling fee (25% of the gross value exc. P&P – at the prevailing price at time of purchase). The customer must pay any and all carriage charges. No returns of discontinued products, unless within 14 days of purchase. This policy does not affect your statutory rights and does not refer to faulty goods.

R&G RACING

Unit 1 Shelleys Lane, East Worldham, Alton, Hants GU34 3AQ

Tel: +44 (0)1420 89007 Fax: +44 (0)1420 87301 www.rg-racing.com Email: info@rg-racing.com



Instructions de montage pour ECC0022 Protection Carter Moteur coté droit
HONDA CBR 600RR '07-'13-




Photo A

Le kit doit contenir :

1 x Protection carter moteur (ECC0022)

5 x M6x40mm Boulons

5 x M6 Rondelles




Photo B

R&G RACING

Unit 1 Shelleys Lane, East Worldham, Alton, Hants GU34 3AQ

Tel: +44 (0)1420 89007 Fax: +44 (0)1420 87301 www.rg-racing.com Email: info@rg-racing.com



Bien lire ces instructions avant de procéder au montage:

- Assurez-vous que le moteur soit froid.
- Enlever le bouchon de remplissage d'huile.
- Enlever les 2 boulons de carénage en position (Photo B) pour permettre au carénage d'être extrait du carter, permettant d'installer la protection carter moteur.
- Enlever les 5 boulons de carter moteur indiqués ci dessus en photo A. Tenir le couvercle autour du carter pour aider à les identifier. **NE PAS ENLEVER TOUS LES BOULONS DE CARTER.**
- Mettre la protection R&G en place en faisant bien attention. S'assurer que les 5 boulons R&G soient alignés avec les trous dans le carter moteur, puis pousser la protection jusqu'à la limite.
- Serrer les boulons avec rondelles avec une clé Allen de 4mm de façon égale pour que la protection se mette en place. **NE PAS SERRER COMPLETEMENT** Utiliser une clé dynamométrique à 10 Nm (7 Lb ft) pour bloquer.
- Remettre le bouchon de remplissage d'huile.
- Remettre les boulons de carénage.
- Nous vous suggérons de vérifier le serrage au moins une fois par mois, lors du nettoyage par exemple.
- NOTE: Pour le nettoyage, vous devriez utiliser uniquement un chiffon doux et un agent nettoyant doux.
- Ne pas utiliser d'agents chimiques qui pourraient altérer l'efficacité de la protection.

R&G n'acceptera aucune responsabilité en cas de mauvais couple de serrage ou d'utilisation inappropriée d'agents nocifs.

R&G RACING

Unit 1 Shelleys Lane, East Worldham, Alton, Hants GU34 3AQ

Tel: +44 (0)1420 89007 Fax: +44 (0)1420 87301 www.rg-racing.com Email: info@rg-racing.com