



**C-RACER**  
www.c-racer.com


# INSTRUCTION

Model	Product	Code
Royal Enfield Interceptor 650 Royal Enfield Continental GT 650	Radiator Grill	RG-RE


You are advised to read the instructions carefully, before you proceed to any changes.  
Any modifications on your motorcycle should be performed by specialized personnel,  
however the installation process of this product is quite easy if you follow the instructions below.

## CONTENTS

- 1 X Radiator Grill
- 2 X Rabber 13x5




1-2



Undo the screws as shown in photo 1 and pull upwards and out your current radiator grill.

3-4



Place the rubbers that you will find in the installation package as shown in photo 3 and in the same way place the new radiator grill in its position.



5



Tighten the screws again firmly in the same place.



The end result should appear as in the photo  
Thank you for choosing one of our products.

**The product is for race use only**

For any further information please do not hesitate to contact us: Tel.: +30 2108075387 Email: [info@c-racer.com](mailto:info@c-racer.com)