



**FITTING INSTRUCTIONS FOR LGFK0023 CARBON LEVER GUARD FITTING KIT  
FOR BMW S1000RR '19-**



**THIS KIT CONTAINS THE ITEMS PICTURED AND LABELLED BELOW.  
DO NOT PROCEED UNTIL YOU ARE SURE ALL PARTS ARE PRESENT.**

**PLEASE NOTE THAT THE WAY THE KIT IS PACKED DOES NOT NECESSARILY REPRESENT THE WAY OF MOUNTING TO THE BIKE**

PLEASE NOTE THAT IN CASES WHERE KITS ARE PACKED WITH RUBBER WASHERS HOLDING THE COMPONENTS ONTO THE BOLT – *THE RUBBER WASHERS SHOULD BE THROWN AWAY!*

**THE PARTS SHOWN MAY BE REPRESENTATIVE ONLY (FOR CLARITY OF INSTRUCTIONS ONLY)**

**DIGITAL COPIES OF THESE INSTRUCTIONS ARE AVAILABLE TO DOWNLOAD FROM [WWW.RG-RACING.COM](http://WWW.RG-RACING.COM)**

**GENERAL TORQUE SETTINGS**

M4 BOLT = 8Nm  
M5 BOLT = 12Nm  
M6 BOLT = 15Nm  
M8 BOLT = 20Nm  
M10 BOLT = 40Nm

**TOOLS REQUIRED**

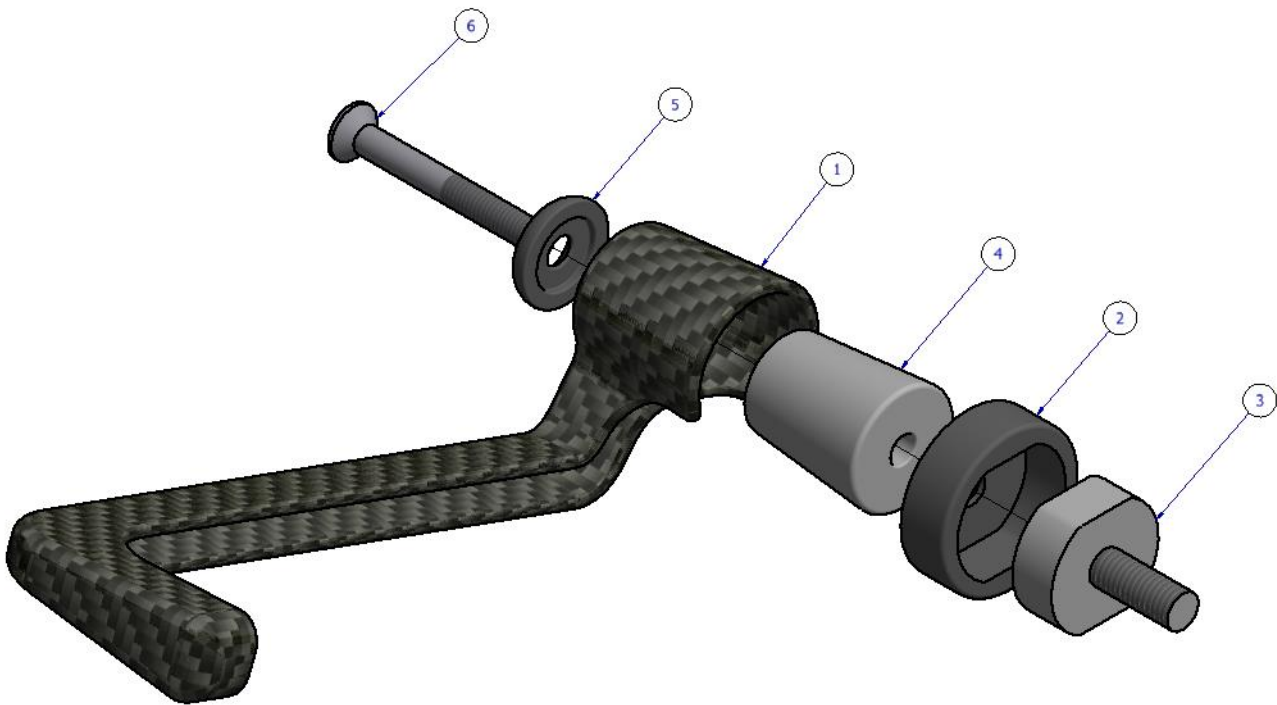
- T40 Torx Key/Socket
- 24mm A/F Hex Spanner
- 4mm A/F Allen Key

R&G

Unit 1, Shelley's Lane, East Worldham, Alton, Hampshire, GU34 3AQ  
Tel: +44 (0)1420 89007 Fax: +44 (0)1420 87301 [www.rg-racing.com](http://www.rg-racing.com) Email: [info@rg-racing.com](mailto:info@rg-racing.com)

**THIS KIT CONTAINS:**

- Item 1 = 1x CARBON-FIBER LEVER GUARD (LG0001)
- Item 2 = 1x MOUNTING SLEEVE (M0586)
- Item 3 = 1x MOUNTING BLOCK (M0585)
- Item 4 = 1x CONE SPACER (S0781)
- Item 5 = 1x CLAMP SPACER (S0928)
- Item 6 = 1x M6 x 1.00 x 50mm LONG STAINLESS-STEEL COUNTERSINK BOLT

**LEVER GUARD EXPLODED ASSEMBLY**

- Remove the RHS OEM bar-end using a T40 Torx key/socket.
- Fit the mounting block (item 3) into the vacant M8 hole by winding in by hand, then tighten using a 24mm spanner across the flat faces of the block.
- Pre-assemble the lever guard as shown in the diagram above. Slide the cone spacer (item 4) into the bore of the lever guard (item 1), then push the countersink bolt (item 6) through the clamp spacer (item 5) and through the hole in the lever guard.
- Finally, assemble the lever guard as shown in the diagram above. Slide the sleeve (item 2) over the block, then secure the pre-assembled lever guard to the block using a 4mm Allen key and position so when the motorcycle is at full lock in both directions it does not contact any other part of the motorcycle.
- Fully tighten the bolt and check operation.

R&amp;G

Unit 1, Shelley's Lane, East Worldham, Alton, Hampshire, GU34 3AQ

Tel: +44 (0)1420 89007 Fax: +44 (0)1420 87301 [www.rg-racing.com](http://www.rg-racing.com) Email: [info@rg-racing.com](mailto:info@rg-racing.com)



**IMPORTANT:** - WHEN FITTING THIS PRODUCT IT IS YOUR RESPONSIBILITY TO ENSURE THAT THE PRODUCT IN NO WAY IMPEDES THE OPERATION OF THE MOTORCYCLE AND IS CHECKED REGULARLY FOR TIGHTNESS AND OPERATION.

FAILURE TO CHECK THE ABOVE COULD RESULT IN SERIOUS INJURY OR DAMAGE.

ISSUE 1 - 15/07/2019 (FB)

#### **CONSUMER NOTICE**

The catalogue description and any exhibition of samples are only broad indications of the Products and R&G may make design changes which do not diminish their performance or visual appeal and supplying them in such state shall conform to the order. The Buyer acknowledges no representation or warranty (other than as to title) has been given or will apply to the Products other than those in R&G's order or confirmation and the Buyer confirms it has chosen the Products as being of merchantable quality and suitable for its particular purposes. Where R&G fits the Products or undertakes other services it shall exercise reasonable skill and care and rectify any fault free of charge unless the workmanship has been disturbed. The Buyer is responsible for ensuring that the warranty on the motorcycle is not affected by the fitting of the Products. On return of any defective Products R&G shall at its option either supply a replacement or refund the purchase money but shall not be liable if the Products have been modified or used or maintained otherwise than in accordance with R&G's or manufacturer's instructions and good engineering practice or if the defect arises from accident or neglect. Other than identified above and subject to R&G not limiting its liability for causing death and personal injury, it shall not be liable for indirect or consequential loss and otherwise its liability shall be limited to the amounts paid by the Buyer for the Products or the fitting or service concerned. These terms do not affect the Buyer's statutory rights.

#### **R&G RACING RETURNS POLICY (NON-FAULTY GOODS)**

Returns must be pre-authorized (if not pre-authorized the return will be rejected). Goods may only be returned direct to us if they were purchased direct from us (customer must prove if necessary). Otherwise to be returned to original vendor. Goods must be in re-sellable condition, in the opinion of R&G Racing. All returns are subject to a 25% restocking and handling fee (25% of the gross value exc. P&P – at the prevailing price at time of purchase). The customer must pay any and all carriage charges. No returns of discontinued products, unless within 14 days of purchase. This policy does not affect your statutory rights and does not refer to faulty goods.

R&G

Unit 1, Shelley's Lane, East Worldham, Alton, Hampshire, GU34 3AQ

Tel: +44 (0)1420 89007 Fax: +44 (0)1420 87301 [www.rg-racing.com](http://www.rg-racing.com) Email: [info@rg-racing.com](mailto:info@rg-racing.com)



**NOTICE DE MONTAGE LGFK0023**  
**KIT DE MONTAGE DE PROTÈGE-LEVIER EN CARBONE**  
**POUR BMW S1000RR '19-**



**LE KIT CONTIENT LES ARTICLES EXPOSÉS CI-DESSOUS, VÉRIFIER QUE TOUTES LES PIÈCES SOIENT PRÉSENTES AVANT DE PROCÉDER AU MONTAGE.**

**LA FAÇON DONT LE KIT EST EMBALLÉ NE CORRESPOND PAS FORCÉMENT À LA FAÇON DE MONTER LES PIÈCES SUR LA MOTO.**

NOTEZ QUE SI LES KITS SONT EMBALLÉS AVEC DES RONDELLES EN CAOUTCHOUC SERVANT À TENIR LES COMPOSANTS, *CES RONDELLES DOIVENT ÊTRE JETÉES!*

LES PARTIES PRÉSENTÉES PEUVENT ÊTRE UNIQUEMENT REPRESENTATIVES (POUR LA CLARTE DES INSTRUCTIONS UNIQUEMENT)

**NOTICE DISPONIBLE AU TÉLÉCHARGEMENT SUR [WWW.RG-RACING.COM](http://WWW.RG-RACING.COM)**

**VALEURS DE SERRAGE RECOMMANDÉES**

M4 BOULON = 8Nm  
M5 BOULON = 12Nm  
M6 BOULON = 15Nm  
M8 BOULON = 20Nm  
M10 BOULON = 40Nm

**OUTILS REQUIS**

- Clé Torx T40
- Clé à molette 24mm
- Clé Allen 4mm

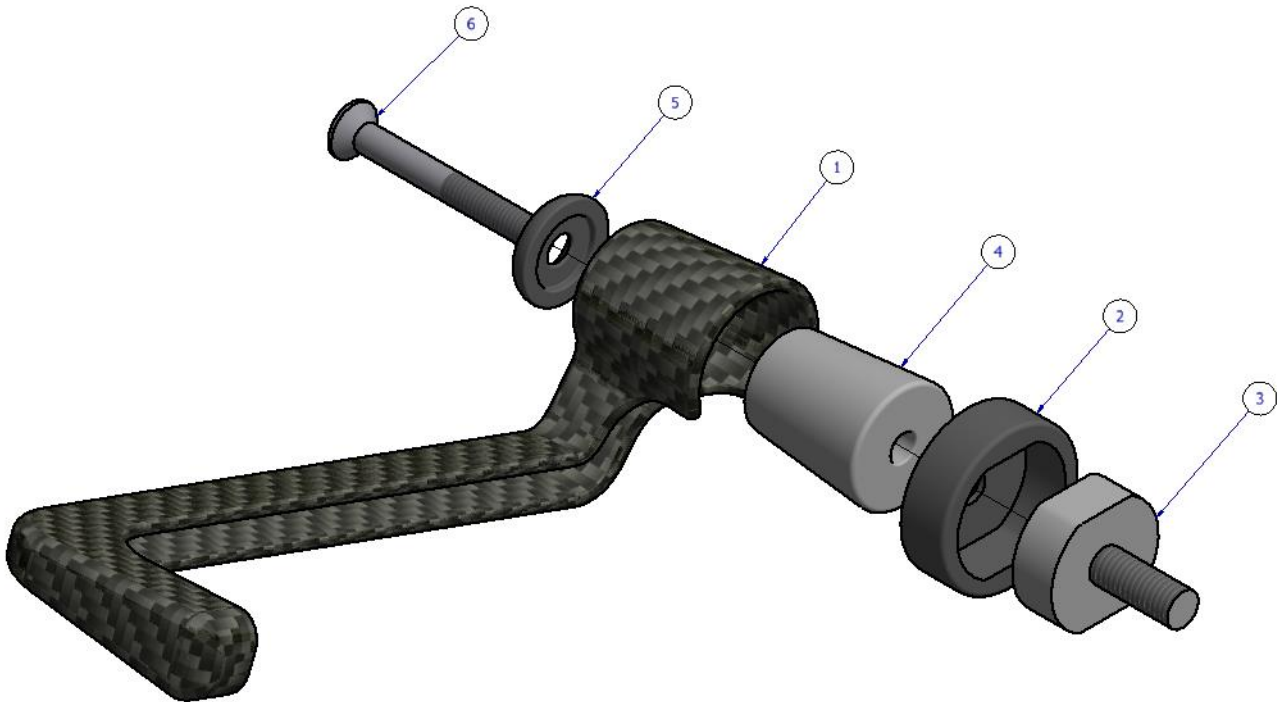
**LE KIT CONTIENT :**

R&G

Unit 1, Shelley's Lane, East Worldham, Alton, Hampshire, GU34 3AQ  
Tel: +44 (0)1420 89007 Fax: +44 (0)1420 87301 [www.rg-racing.com](http://www.rg-racing.com) Email: [info@rg-racing.com](mailto:info@rg-racing.com)



- Article 1 = 1x PROTÈGE-LEVIER EN FIBRE DE CARBONE (LG0001)  
 Article 2 = 1x MANCHON (M0586)  
 Article 3 = 1x BLOC DE MONTAGE (M0585)  
 Article 4 = 1x ENTRETOISE CONIQUE (S0781)  
 Article 5 = 1x ENTRETOISE (S0928)  
 Article 6 = 1x M6 x 1.00 x 50mm BOULON



### **MONTAGE DE LA PROTECTION LEVIER**

- Retirez l'extrémité de guidon d'origine du côté droit à l'aide d'une clé / douille Torx T40.
- Insérez le bloc de montage (article 3) dans le trou M8 vacant en le remontant à la main, puis serrez à l'aide d'une clé plate de 24 mm sur les faces planes du bloc.
- Prémontez le protège-levier comme indiqué sur le schéma ci-dessus. Faites glisser l'entretoise conique (article 4) dans l'alésage du protège-levier (article 1), puis poussez le boulon (article 6) à travers l'entretoise de serrage (article 5) et à travers le trou du protège-levier.
- Enfin, assemblez le protège-levier comme indiqué sur le schéma ci-dessus. Faites glisser le manchon (article 2) sur le bloc, puis fixez le protège-levier pré-assemblé au bloc à l'aide d'une clé Allen de 4 mm et positionnez-le de sorte que, lorsque le guidon de la moto est complètement verrouillé dans les deux sens, elle ne touche aucune autre partie de la moto.
- Serrez complètement le boulon et vérifiez son fonctionnement.

**IMPORTANT** : - IL EST DE VOTRE RESPONSABILITE DE CONTROLLER QUE CE PRODUIT NE GENERA PAS LE FONCTIONNEMENT DE LA MOTO, ET DE VERIFIER REGULIEREMENT SON SERRAGE.

R&G

Unit 1, Shelley's Lane, East Worldham, Alton, Hampshire, GU34 3AQ

Tel: +44 (0)1420 89007 Fax: +44 (0)1420 87301 [www.rg-racing.com](http://www.rg-racing.com) Email: [info@rg-racing.com](mailto:info@rg-racing.com)



NE PAS EFFECTUER CES VERIFICATIONS PEUT CAUSER DES DOMMAGES POUR LA MOTO ET SON PILOTE.

ISSUE 1 - 15/07/2019 (FB)

**CONSUMER NOTICE**

The catalogue description and any exhibition of samples are only broad indications of the Products and R&G may make design changes which do not diminish their performance or visual appeal and supplying them in such state shall conform to the order. The Buyer acknowledges no representation or warranty (other than as to title) has been given or will apply to the Products other than those in R&G's order or confirmation and the Buyer confirms it has chosen the Products as being of merchantable quality and suitable for its particular purposes. Where R&G fits the Products or undertakes other services it shall exercise reasonable skill and care and rectify any fault free of charge unless the workmanship has been disturbed. The Buyer is responsible for ensuring that the warranty on the motorcycle is not affected by the fitting of the Products. On return of any defective Products R&G shall at its option either supply a replacement or refund the purchase money but shall not be liable if the Products have been modified or used or maintained otherwise than in accordance with R&G's or manufacturer's instructions and good engineering practice or if the defect arises from accident or neglect. Other than identified above and subject to R&G not limiting its liability for causing death and personal injury, it shall not be liable for indirect or consequential loss and otherwise its liability shall be limited to the amounts paid by the Buyer for the Products or the fitting or service concerned. These terms do not affect the Buyer's statutory rights.

**R&G RACING RETURNS POLICY (NON-FAULTY GOODS)**

Returns must be pre-authorized (if not pre-authorized the return will be rejected). Goods may only be returned direct to us if they were purchased direct from us (customer must prove if necessary). Otherwise to be returned to original vendor. Goods must be in re-sellable condition, in the opinion of R&G Racing. All returns are subject to a 25% restocking and handling fee (25% of the gross value exc. P&P – at the prevailing price at time of purchase). The customer must pay any and all carriage charges. No returns of discontinued products, unless within 14 days of purchase. This policy does not affect your statutory rights and does not refer to faulty goods.

R&G

Unit 1, Shelley's Lane, East Worldham, Alton, Hampshire, GU34 3AQ

Tel: +44 (0)1420 89007 Fax: +44 (0)1420 87301 [www.rg-racing.com](http://www.rg-racing.com) Email: [info@rg-racing.com](mailto:info@rg-racing.com)





**MONTAGEANLEITUNG FÜR LGFK0023 CARBON BREMSHEBELSCHUTZ-KIT  
BMW S1000RR '19-**



**ALLE TEILE SIND UNTEN ABGEBILDET UND GEKENNZEICHNET. BEVOR SIE MIT DER MONTAGE  
BEGINNEN, ÜBERPRÜFEN SIE, DASS ALLE TEILE VORHANDEN SIND.**

**HINWEIS: DIE VERPACKUNG DER TEILE STELLT NICHT DIE REIHENFOLGE DER MONTAGE DAR.**

HINWEIS FÜR KITS MIT PLASTIKUNTERLEGSCHLEIBEN AN DEN SCHRAUBEN – *DIESE  
PLASTIKUNTERLEGSCHLEIBEN WERDEN NICHT FÜR DEN EINBAU BENÖTIGT!*

**DIE ABGEBILDETEN TEILE DIENEN LEDIGLICH ZUR ERKLÄRUNG**

**EINE DIGITALE VERSION DIESER MONTAGEANLEITUNG KANN AUF FOLGENDER SEITE  
HERUNTERGELADEN WERDEN: [WWW.RG-RACING.COM](http://www.rg-racing.com)**

**ALLGEM. ANZUGSDREHMOMENT**

M4 SCHRAUBE = 8Nm  
M5 SCHRAUBE = 12Nm  
M6 SCHRAUBE = 15Nm  
M8 SCHRAUBE = 20Nm

M10 SCHRAUBE = 40Nm  
**SIE BENÖTIGEN FOLGENDES**

- T40 Torx Schlüssel
- 24mm Sechskantschlüssel
- 4mm Inbusschlüssel
- 

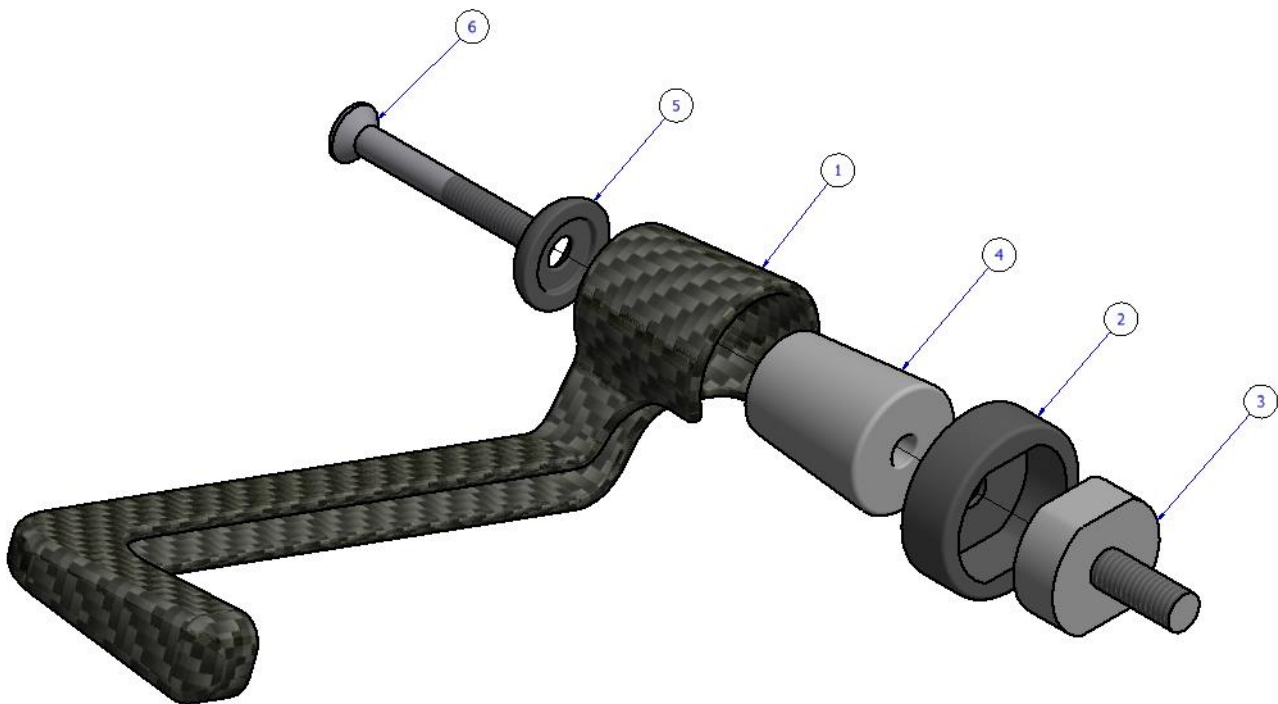
R&G

Unit 1, Shelley's Lane, East Worldham, Alton, Hampshire, GU34 3AQ  
Tel: +44 (0)1420 89007 Fax: +44 (0)1420 87301 [www.rg-racing.com](http://www.rg-racing.com) Email: [info@rg-racing.com](mailto:info@rg-racing.com)



### **INHALT DES KITS:**

- Artikel 1 = 1x CARBON BREMSHEBELSCHUTZ (LG0001)  
 Artikel 2 = 1x MONTAGETÜLLE (M0586)  
 Artikel 3 = 1x MONTAGEBLOCK (M0585)  
 Artikel 4 = 1x KEGELFÖRMIGER DISTANZHALTER (S0781)  
 Artikel 5 = 1x DISTANZHALTER (S0928)  
 Artikel 6 = 1x M6 x 1,00 x 50mm EDELSTAHL SENKSCHRAUBE



### **EXPLOSIONSZEICHNUNG - BREMSHEBELSCHUTZ**

- Entfernen Sie das rechte original Lenkerendemit einem T40 Torx-Schlüssel
- Montieren Sie den Montageblock (Artikel 3) in der freien M8 Öffnung (zuerst mit der Hand eindrehen, dann mit einem 24mm Schraubenschlüssel an den flachen Flächen des Blocks).
- Den Bremshebelschutz vormontieren wie in der Zeichnung oben abgebildet. Schieben Sie den kegelförmiger Distanzhalter (Artikel 4) in die Bohrung des Bremshebelschutzes (Artikel 1), danach die Senkschraube (Artikel 6) durch den Distanzhalter (Artikel 5) und durch die Öffnung im Bremshebelschutz schieben.
- Anschließend den Bremshebelschutz wie in der Zeichnung anbringen. Schieben Sie die Montagetülle (Artikel 2) über den Block, dann den vormontierten Bremshebelschutz mit einem 4mm Inbusschlüssel am Block befestigen. Den Bremshebelschutz so positionieren, dass keine Motorradteile berührt werden, wenn der Motorradlenker in beiden Richtungen komplett eingeschlagen ist.
- Ziehen Sie die Schraube fest und überprüfen Sie die Funktion des Bremshebels.

**WICHTIG: BEI DER MONTAGES DIESES PRODUKTES LIEGT ES IN IHRER VERANTWORTUNG SICHERZUSTELLEN, DASS DAS PRODUKT DIE ORDNUNGSGEMÄSSE FUNKTION DER BREMSE BZW.**

R&G

Unit 1, Shelley's Lane, East Worldham, Alton, Hampshire, GU34 3AQ

Tel: +44 (0)1420 89007 Fax: +44 (0)1420 87301 [www.rg-racing.com](http://www.rg-racing.com) Email: [info@rg-racing.com](mailto:info@rg-racing.com)





DES MOTORRADES NICHT BEEINFLUSST ODER GEFÄHRDET. DIE FUNKTION UND FESTIGKEIT MUSS REGELMÄSSIG ÜBERPRÜFT WERDEN.

DIE NICHTBEACHTUNG DIESER SICHERHEITSHINWEISES KANN ZU SCHWEREN VERLETZUNGEN ODER BESCHÄDIGUNG FÜHREN.

AUSGABE 1 - 15/07/2019 (FB)

**CONSUMER NOTICE**

The catalogue description and any exhibition of samples are only broad indications of the Products and R&G may make design changes which do not diminish their performance or visual appeal and supplying them in such state shall conform to the order. The Buyer acknowledges no representation or warranty (other than as to title) has been given or will apply to the Products other than those in R&G's order or confirmation and the Buyer confirms it has chosen the Products as being of merchantable quality and suitable for its particular purposes. Where R&G fits the Products or undertakes other services it shall exercise reasonable skill and care and rectify any fault free of charge unless the workmanship has been disturbed. The Buyer is responsible for ensuring that the warranty on the motorcycle is not affected by the fitting of the Products. On return of any defective Products R&G shall at its option either supply a replacement or refund the purchase money but shall not be liable if the Products have been modified or used or maintained otherwise than in accordance with R&G's or manufacturer's instructions and good engineering practice or if the defect arises from accident or neglect. Other than identified above and subject to R&G not limiting its liability for causing death and personal injury, it shall not be liable for indirect or consequential loss and otherwise its liability shall be limited to the amounts paid by the Buyer for the Products or the fitting or service concerned. These terms do not affect the Buyer's statutory rights.

**R&G RACING RETURNS POLICY (NON-FAULTY GOODS)**

Returns must be pre-authorised (if not pre-authorised the return will be rejected). Goods may only be returned direct to us if they were purchased direct from us (customer must prove if necessary). Otherwise to be returned to original vendor. Goods must be in re-sellable condition, in the opinion of R&G Racing. All returns are subject to a 25% restocking and handling fee (25% of the gross value exc. P&P – at the prevailing price at time of purchase). The customer must pay any and all carriage charges. No returns of discontinued products, unless within 14 days of purchase. This policy does not affect your statutory rights and does not refer to faulty goods.

R&G

Unit 1, Shelley's Lane, East Worldham, Alton, Hampshire, GU34 3AQ

Tel: +44 (0)1420 89007 Fax: +44 (0)1420 87301 [www.rg-racing.com](http://www.rg-racing.com) Email: [info@rg-racing.com](mailto:info@rg-racing.com)