



C-RACER
www.c-racer.com

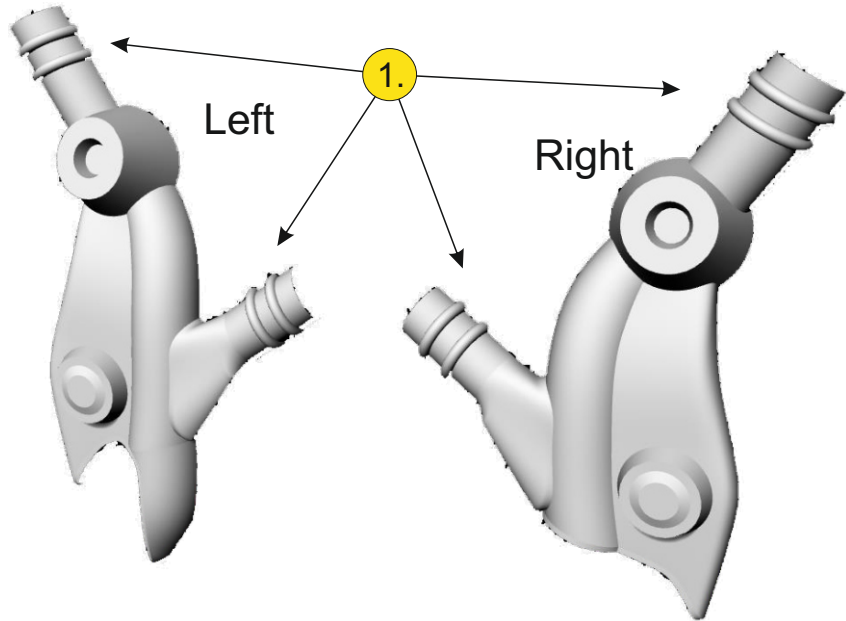
INSTRUCTION

Page 1/2


Model	Product	Code
YAMAHA Tenere 700/T7	Frame Cover	FC-YT7

CONTENTS

1. 2pcs Plastic Cover
2. 4pcs Tairaps 200X4.5
3. 6pcs foam tape 10X10X2
(For the package)




Place the left side (according to the figure) of the plastic cover just above the base of the cover (Photo). Press the bottom to touch and fasten to the base of the foot rest, where the arrow points. You may need to push it in with your finger.




Remove both ends of the protective film as shown in the photo. Pass the sprays behind the frame tube. To make it easier you first need to give them a cylindrical shape so you can pass it more easily. Tighten them and after cutting the excess, turn them inwards so to not be visible and do not bother you when you wash the motorcycle. Remove the rest of the film.

Do the same process on the right side.



Left



Right

The result will be as in the photos. Stay safe and enjoy your ride!

The product is for race use only

For any further information please do not hesitate to contact us: Tel.: +30 2108075387 Email: info@c-racer.com