




AX1432

XTREM Skid plate
KTM SXF-XCF450/HVA FC-FX-FE450

3 NE01-11-001 Screw 6x25mm
3 NE01-04-002 Clamped bolts
4 NE01-02-004 Tfhc 6x30mm
8 NE01-04-003 Em6f
6 NE01-03-001 Spacers M6
2 NE01-02-003 Tfhc 6x25mm
2 NE01-01-001 Tbhc 6x16mm

1 PM03-04-097
1 NE04-01-137 Orange sticker
1 PM02-07.005
2 PM01-04-158
1 NE04-01-138 Blue sticker
1 PM01-06-024 N°9

1




PM01-04-158 + Tfhc 6x30mm +
Em6f + Spacers M6

2




PM02-07-005 + PM03-04-097 +
Clamped bolts

3



Déclipser le collecteur
Separate the exhaust from the engine

4




PM03-04-097 + Tbhc 6x16 + Em6f

5



PM02-07-005

6



Pousser vers le moteur et ensuite
vers l'arrière pour clipser le sabot
**Push against the engine, then to
the rear to clip the skid plate**

7




Utilisez le trou pour positionner la
bride et visser les Vis 6x25mm
**Use the hole to put the bracket on
position and fit the Screws
6x25mm**

8



Fixer le sabot avec les 3 Vis
6x25mm
**Fit the skid plate with the 3 Screws
6x25mm**

9



Fixer la plaque de renfort avec
Tfhc 6x25mm
**Fit the reinforced plate with Tfhc
6x25mm**