

## RAY 1600 USER MANUAL

### ACCESSORY/STRUCTURE



RAY 1600



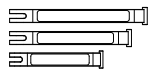
Remote control



Handlebar mount



Gopro mount



Aero bar compatible strap

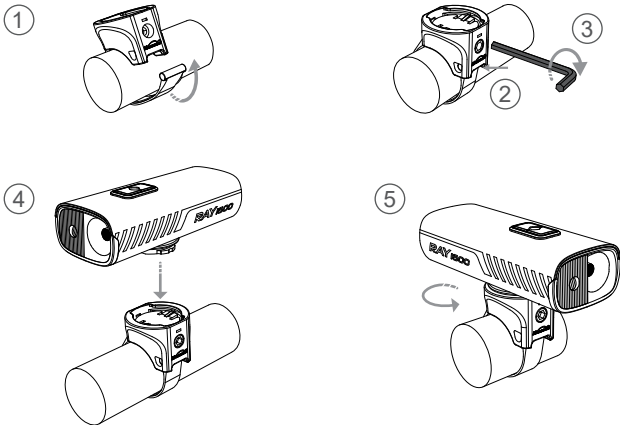


Type-C USB Cable



3mm Hex

### HOW TO INSTALL



### BATTERY INDICATOR

When the device is power-on, the power button light will indicate the battery level.  
When the device is power-off, short press the power button to activate the indicator light (light will shut down automatically after 2 seconds).



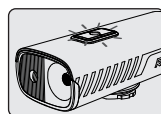
FLASH RED  
0%-10%



RED  
11%-20%



GREEN  
21%-100%



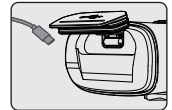
### HOW TO RECHARGE



FLASH RED  
Charging

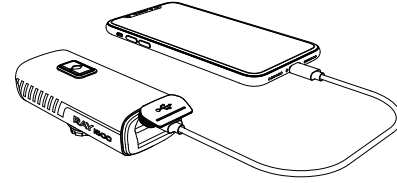


GREEN  
Fully charged



Standard charging time  
Approx. 2.5hrs (18W)

### PHONE CHARGING INSTRUCTION



\*External charging cable needs to be purchased additionally

### LOCK MODE

To prevent potential damage from high heat or even fire, it is very important to put the bicycle light in lock mode and protect the switch from being pressed.

MAGICSHINE will not be held responsible for damages to person or property resulting from a failure to follow the 'lock' mode instructions.

To lock -

When the light is off, press and hold the power button down for 5 seconds until the indicator light flashes red.

To unlock -

When the light is locked, press and hold down the power button for 5 seconds until the indicator light constant red.

### SWITCHING THE LIGHTING MODE

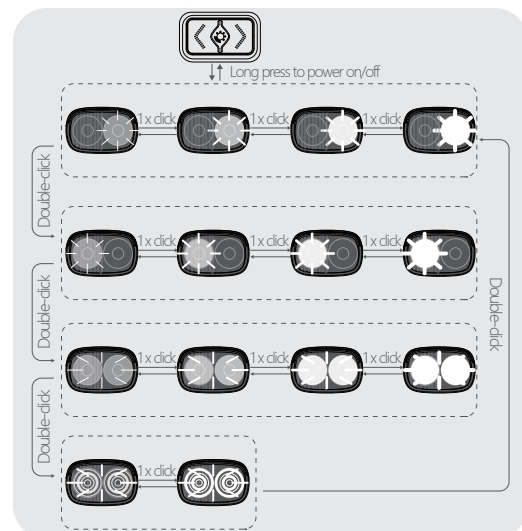
Hold 1s power button to turn on/off

**MODE MEMORY FUNCTION** : When you turn the light on, it lights up in the last lighting mode you used.

**MODE SELECTION** : In standby mode, press the up/down button at the same time to enter mode selection. Press the up button to select smart mode(constant blue) or press the down button to select normal mode(flash blue).

Press the up/down button at the same time to confirm the selection mode.

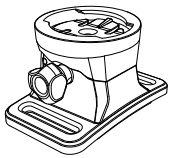
**SMART MODE-LIGHT SENSOR** : The light sensor monitors ambient light to adjust light output accordingly. During daytime, light's output automatically switches to dual beam with 30lumens. When entering a tunnel or shortly after sun down, light's output automatically switches to original setting within seconds.



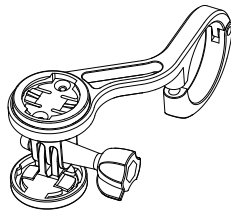
## LUMENS/RUN TIME

MODE	BRIGHTNESS	ECO	LOW	MID	HIGH
	LUMENS	100	200	400	800
	h:min	50:46	16:55	07:28	03:18
	LUMENS	100	200	400	800
	h:min	50:46	16:55	07:28	03:18
	LUMENS	200	400	800	1600
	h:min	17:33	08:46	03:23	01:41
	LUMENS	200	200	/	/
	h:min	/	/	/	/

## OPTIONAL PARTS




Helmet mount



TTA front mount

\*Adaptable accessories (sold separately)

## WARNING



Don't cover the light screen when the power is on

## EN WARRANTY

The Magicshine lighting system is warranted for 24 months from the date of purchase.

If you register the lighting system on the Magicshine website you will receive a bonus 6 month warranty.

Battery packs and AC adapters have a 6 month warranty, however, there is no bonus warranty available.

The warranty is limited to defects in material and workmanship on the lighting system itself, the battery pack and the AC adapter.

The warranty is only valid if the affected parts have not been tampered with and there is no intentional damage. Please keep your proof of purchase in a safe place. Proof of purchase must be presented in the event of any claim. Please contact the specialist retailer from whom you purchased the device for complaint or warranty claim.

Alternatively, you can send your complaint or claim directly to Magicshine at

Tel: (+86) 755-295 536 69

Fax: (+86)755-275 897 77

**E-mail: [support@magicshine.com](mailto:support@magicshine.com) (order from Magicshine.com online store)**

**[service@magicshine.com](mailto:service@magicshine.com) (order from other sales channels)**

In the event of a justified warranty claim and delivery of a replacement device, you will only be entitled to a model available when replacing. The manufacturer retains the right to make technical modifications.

## ANSI FL 1 STANDARD

LIGHT OUTPUT	BEAM DISTANCE	PEAK BEAM INTENSITY	IMPACT RESISTANCE	WATERPROOF
1600 LUMENS	144m	5200cd	1m	IPX6

