



# Fitting Instruction

Article-No. : **110S117**  
Product : **Rear Set**  
Manufacturer : **Suzuki**  
Model : **GSF 1250A & GSF 1250SA 2007→**  
**GSF 650A & GSF 650SA 2007→**

## Important:

Read this instruction manual carefully and mind all warnings and tips. You should do this work only if you're qualified; otherwise we recommend this mounting to be done by a qualified workshop. Improperly mounting of this kit can reduce the driveability of the motorcycle and may be a risk to your health and life.

Special works are marked with the following signs. Please take special care on these works.



**Warning! Important mounting instruction. It shows risks to your life and health.**



**Tips for mounting and maintenance or to avoid damage.**

## Fitting:

Remove stock rear sets. The following original parts will be used for your new rear set: Gearshift rod with counternuts and gearbox lever with ball joint.



**Rear sets are pre-assembled but all screws are not tightened!** Always use locknuts or proper amount of medium thread-locking adhesive (e. g. Loctite 243). All details of assembling are shown on the backside drawing. All parts are welded into their bags as they belong together.



The side stands pin has to be shortened or bent backwards.

The tightening torques for connections to the frame refers to the manufacturer's instructions. Use the following torques for all the other screw connections:

<b>M5</b>	<b>=</b>	<b>6Nm</b>	<b>=</b>	<b>4.43lbf ft</b>
<b>M6</b>	<b>=</b>	<b>10Nm</b>	<b>=</b>	<b>7.38lbf ft</b>
<b>M8</b>	<b>=</b>	<b>20Nm</b>	<b>=</b>	<b>14.75lbf ft</b>
<b>M10x1.25</b>	<b>=</b>	<b>30Nm</b>	<b>=</b>	<b>22.13lbf ft</b>



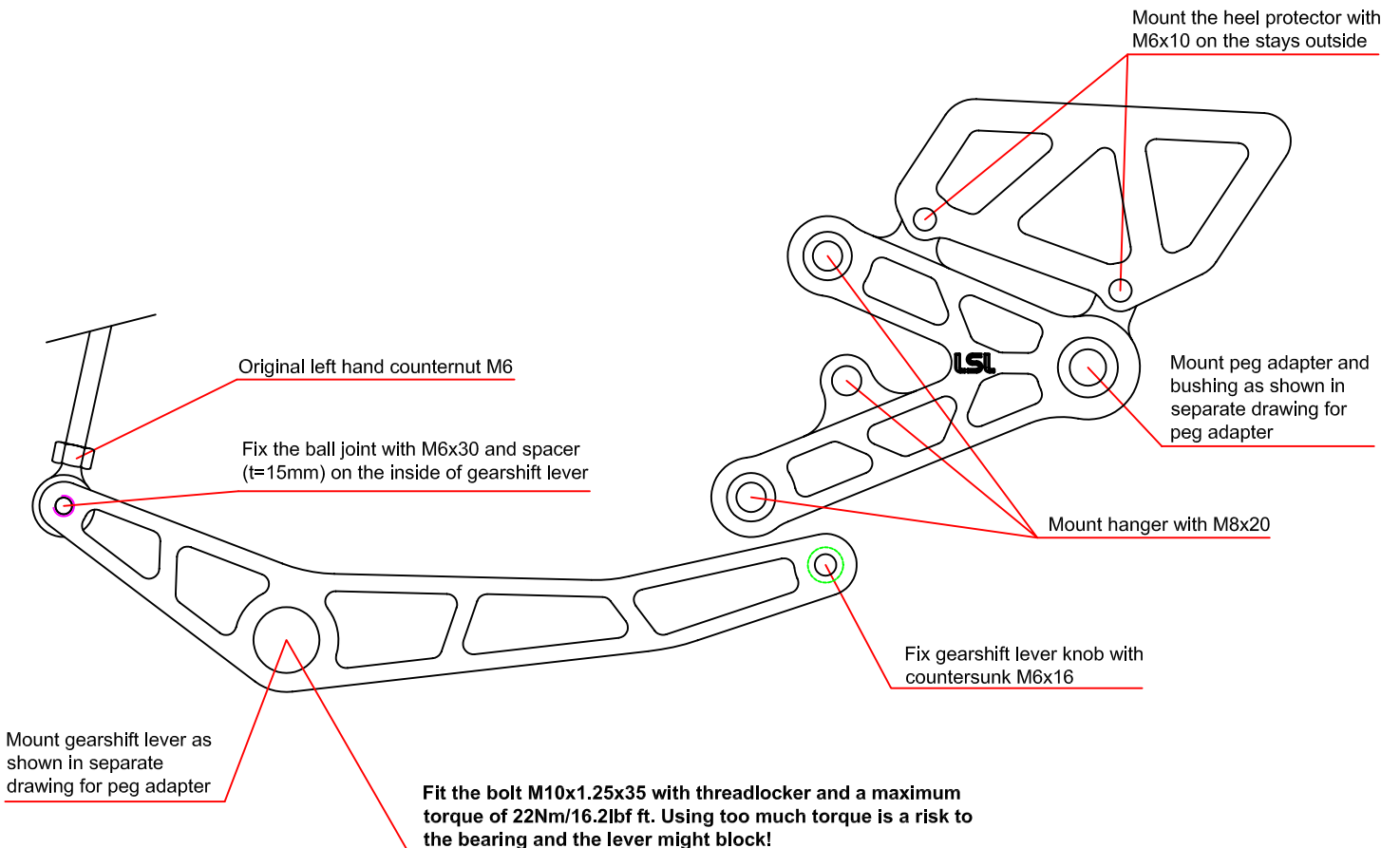
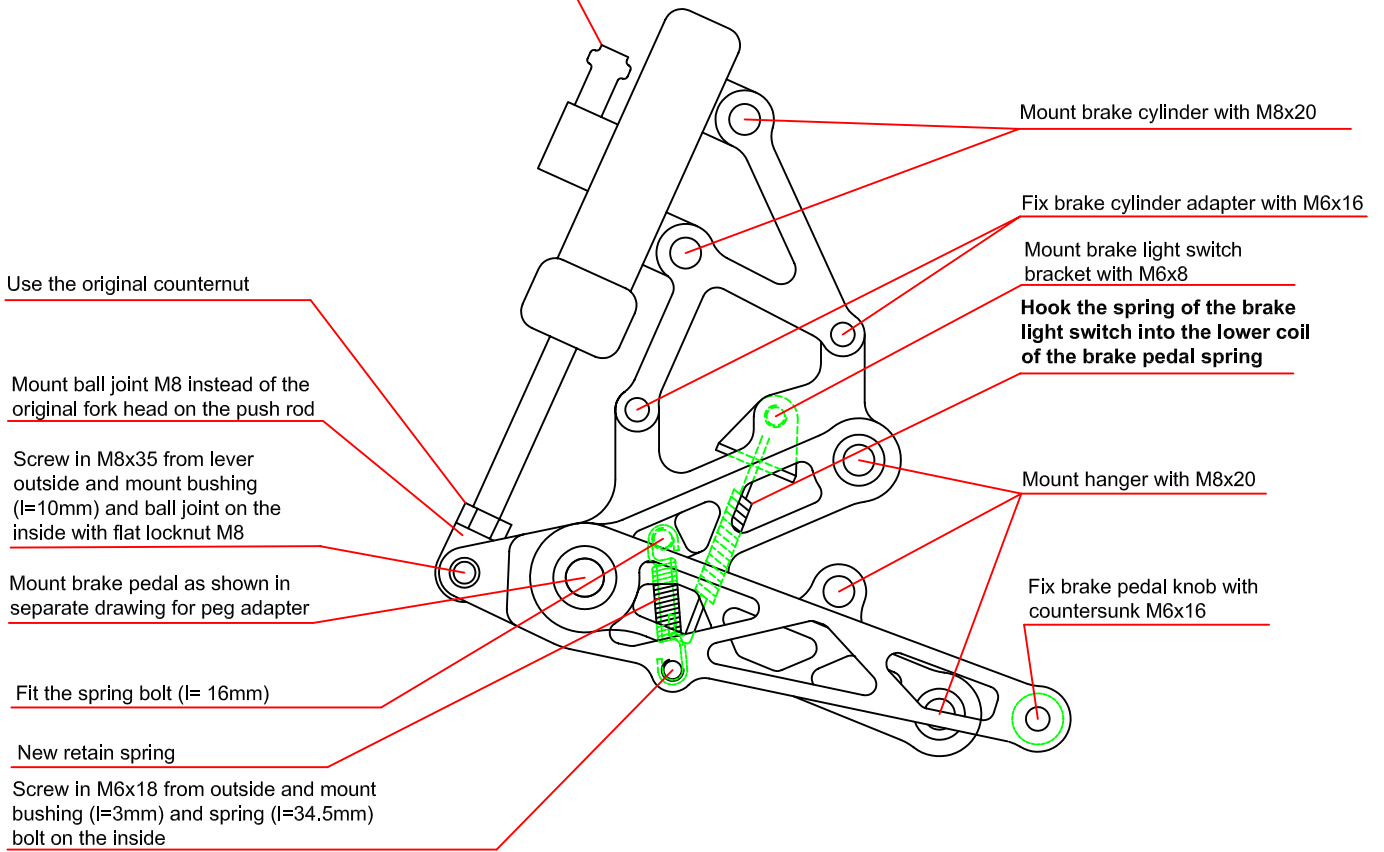
After installing your new rear set **test brake and gear shifting indoor. If anything is not operating properly or braking efficiency is poor, testing on the road may result in death or serious injury!**

## Maintenance:

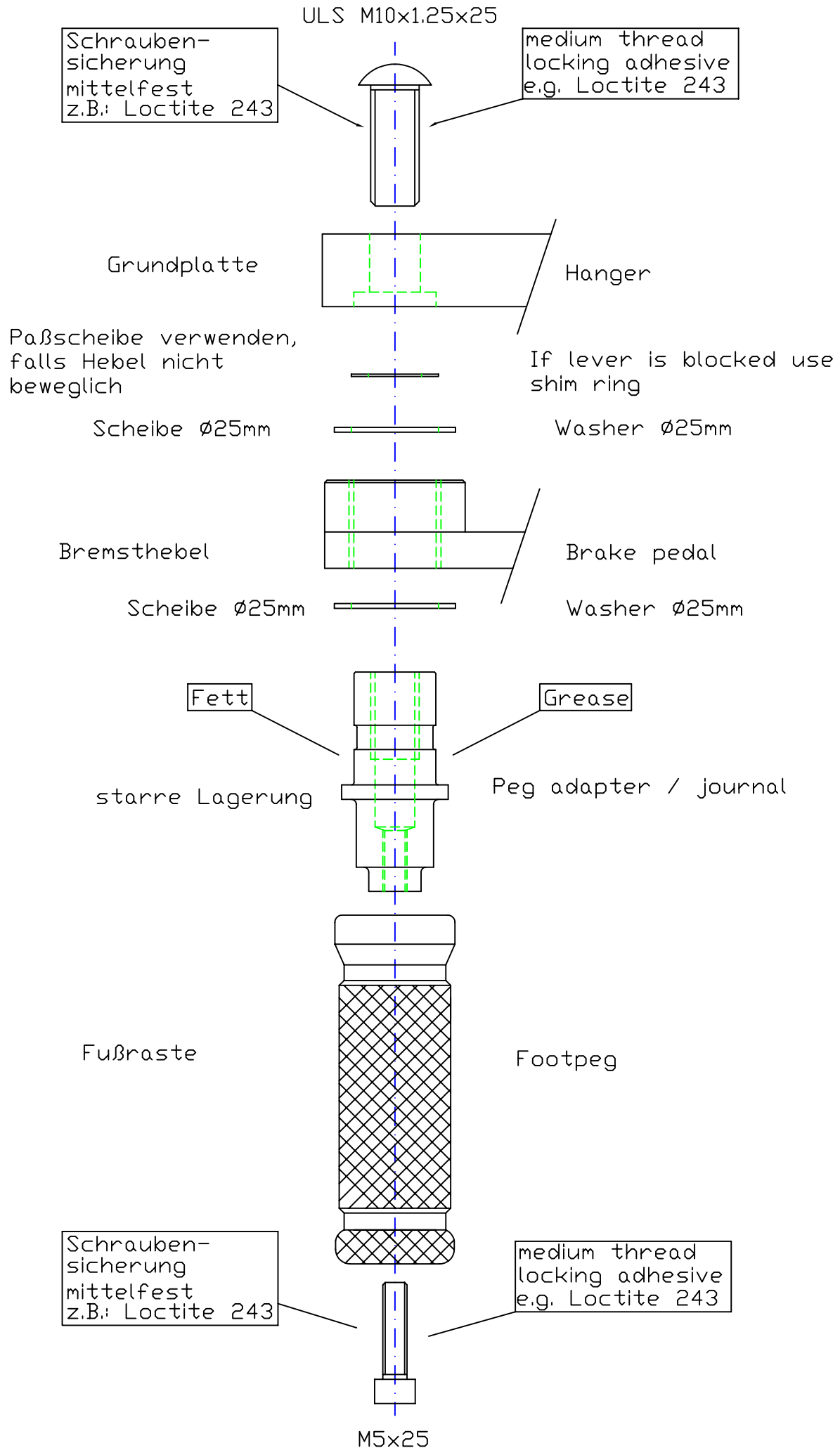


Periodically proof all functions during service intervals. Use **particle free (no MoS<sub>2</sub>)** lithium or barium soap grease to maintain lever bushings.

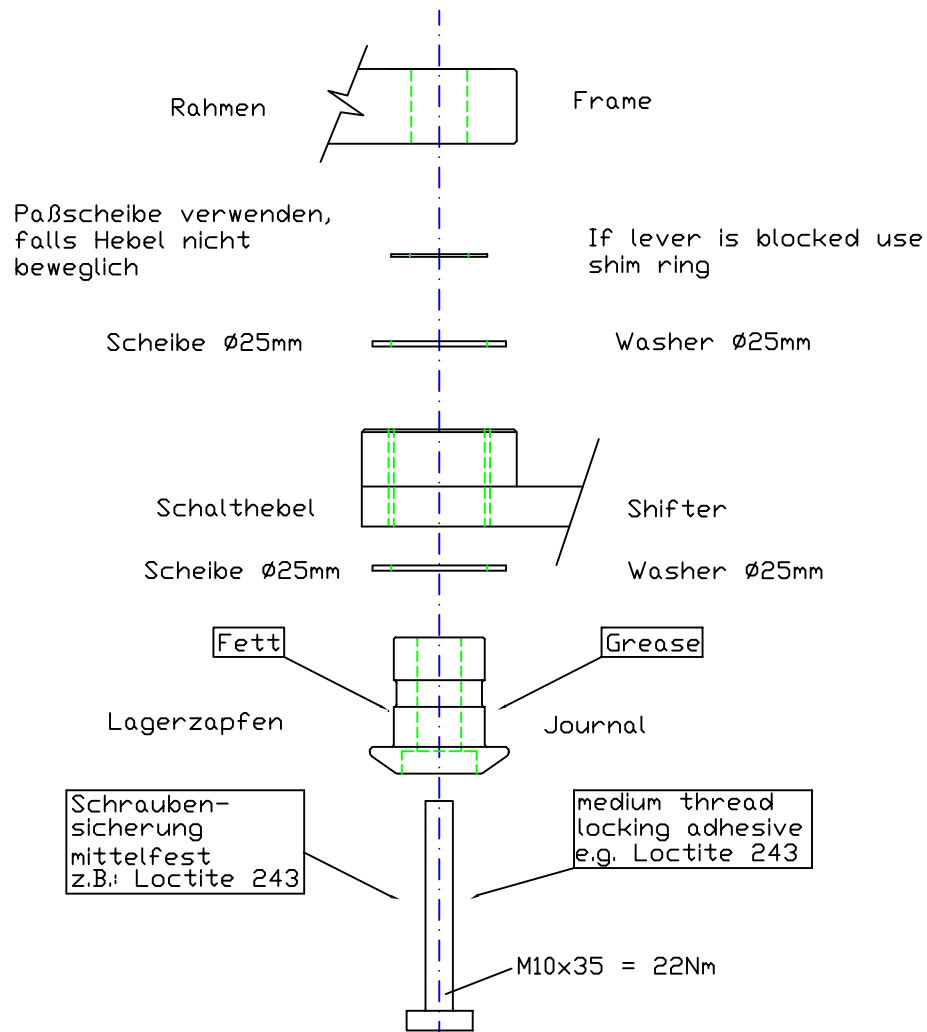
The hose to the reservoir has to be shortened !



Rechte Seite / right side



Linke Seite vorne / left front side



Linke Seite / Left side

